

HarperCollinsChildren'sBooks

David Walliams
GRANNYSAURUS

**ACTIVITY
PACK**




HarperCollinsChildrensBooks

David Walliams GRANNYSAURUS

COLOUR IN

GRANNYSAURUS!




HarperCollinsChildrensBooks

David Walliams GRANNYSAURUS





**COLOUR IN
EVERYONE AT
THE DISCO!**



David Walliams GRANNYSAURUS

MAKE YOUR OWN DISCO DINO HAT


1. GLUE PAPER TO A PIECE OF CARD
2. SAFELY CUT OUT AROUND THE OUTSIDE OF THE HAT
3. VERY CAREFULLY CUT OUT SLIT A
4. THEN FEED THE TAB THROUGH THE SLIT AND TAPE FIRMLY ON THE UNDERSIDE
5. PLACE HAT ON HEAD AND DANCE LIKE NO ONE IS WATCHING!




HarperCollinsChildrensBooks

David Walliams GRANNYSAURUS

MAKE YOUR OWN DINO MASK




1. GLUE PAPER TO A PIECE OF CARD
2. SAFELY CUT OUT AROUND THE OUTSIDE OF THE MASK
3. VERY CAREFULLY CUT OUT THE EYES
4. PUNCH THROUGH THE HOLES ON THE SIDE AND TIE STRING OR ELASTIC TO AND FIT TO SIZE
5. PUT ON YOUR MASK AND SHARE YOUR PHOTOS WITH US TAGGING IT WITH @HARPERCOLLINSCH



HarperCollinsChildren'sBooks

David Walliams GRANNYSAURUS



**CREATE YOUR
VERY OWN DINO
DECORATIONS**

